

**CITY OF SAND CITY**  
**RESOLUTION SC 20-38, 2020**

**RESOLUTION OF THE CITY COUNCIL OF THE CITY OF SAND CITY**  
**ADOPTING AMENDMENT #3 TO THE CITY**  
**BUDGET FOR FISCAL YEAR 2019-2020**

**WHEREAS**, at their May 8, 2020 and May 21, 2020 Budget/Personnel Committee meetings, the Budget Committee of the City Council met with City staff to review the fiscal year 2019-2020 budget of the City of Sand City; and

**WHEREAS**, the Budget Committee has prepared, and is recommending to the City Council the attached Amendment #3 to the City budget for fiscal year 2019-2020 due to projected corona virus revenue loss, hereby attached as Exhibit A.

**NOW, THEREFORE, BE IT RESOLVED** by the City Council of the City of Sand City as follows:


1. That the attached Exhibit A is hereby adopted as Amendment #3 to the City Budget for FY 2019-2020 for the City of Sand City.
2. The City staff is authorized to continue and complete City operations as generally prescribed in the FY 2019-2020 Amendment #3 City Budget and is directed to follow the general financial guidelines reflected therein.


**PASSED AND ADOPTED** by the City Council of the City of Sand City on this 2<sup>nd</sup>, day of June, 2020, by the following vote:

AYES: Council Members Blackwelder, Carbone, Cruz, Hawthorne, Sofer  
NOES: None  
ABSENT: None  
ABSTAIN: None

APPROVED:

ATTEST:

  
\_\_\_\_\_  
Connie Horca, Acting City Clerk

  
\_\_\_\_\_  
Mary Ann Carbone, Mayor

REVENUE ACCOUNT #	Description	Actual Revenues FY 18-19	Actual Revenues FY 19-20 thru 4/30/20	Adopted City Revenues Amend #2 FY 19-20	Adopted City Revenues Amend #3 FY 19-20
<b>NON DEPARTMENT</b>					
4005-00	Property Tax - City	90,662.71	88,735.35	92,000.00	92,000.00
4006-00	ROPS Residual	132,529.56	131,809.12	132,000.00	132,000.00
4008-00	SA Admin Fees Reimbursement	73,283.33	103,416.96	126,105.00	126,105.00
4010-00	Prior Year Tax	1,342.81	803.28	1,500.00	1,500.00
4012-00	Property Tax VLF	35,490.00	36,709.00	36,800.00	36,800.00
4015-00	SB 813	13,220.58	9,146.72	12,000.00	12,000.00
4020-00	Prop Tax Transfer	11,535.99	5,953.75	12,000.00	12,000.00
4025-00	Users Tax	148,068.11	112,091.80	150,000.00	150,000.00
4030-00	Sales/Use Tax	2,849,989.62	1,639,939.51	2,560,000.00	2,507,800.00
4032-00	Transaction/ Use Tax 1/2 cent	2,513,208.71	1,401,472.08	2,239,000.00	2,189,000.00
4033-00	Business License CASP Fee 70%	1,501.90	1,465.20	1,500.00	1,500.00
4035-00	Cable Franchise	6,981.59	3,468.46	7,000.00	7,000.00
4040-00	Refuse Franchise	56,742.69	41,534.74	57,000.00	57,000.00
4045-00	PG & E Gas Franchise	2,450.38	2,855.97	2,500.00	2,900.00
4050-00	PG & E Electric Franchise	28,811.49	28,415.43	30,000.00	28,500.00
4055-00	Business License	484,023.35	496,137.69	495,000.00	498,000.00
4060-00	Bus Lic Late Fee	3,278.85	2,684.87	2,700.00	2,700.00
4340-00	HOPTR Tax	430.14	205.13	500.00	500.00
4350-00	Sanitation District Impact Fees	7,618.98	8,854.55	8,900.00	8,900.00
4410-00	Interest City Checking/CD/Property Tax	935.81	780.72	1,000.00	1,000.00
4411-00	Interest - OPEB	190.25	59.16	100.00	100.00
4413-00	Interest - City Housing	106.44	1,531.25	2,000.00	2,000.00
4420-00	Interest - LAIF	140,031.31	117,511.29	140,000.00	150,000.00
4450-00	Interest - TVI CDs	20,521.94	20,541.98	21,000.00	25,000.00
4500-00	West End Revenue	51,292.50	53,234.16	54,000.00	54,000.00
4501-00	Art Committee Revenue	0.00	0.00	0.00	0.00
4550-00	Publications -Copies	8.00	74.20	100.00	100.00
4710-00	Mitigation	2,603.59	4,198.50	1,300.00	1,300.00
4730-00	Other-Non Dept.	21,411.36	3,632.68	5,000.00	5,000.00
4732-00	Reimbursements	2,840.17	3,632.68	3,000.00	4,000.00
4740-00	Rental/Lease	17,109.36	14,257.80	17,200.00	17,200.00
	<b>SUB TOTAL NON DEPARTMENT</b>	<b>6,718,221.52</b>	<b>4,331,521.35</b>	<b>6,211,205.00</b>	<b>6,125,905.00</b>
<b>PLANNING</b>					
4115-05	Building Permit	2,589.36	36,953.03	37,500.00	45,000.00
4120-05	Coastal Permit	2,000.00	500.00	1,000.00	1,000.00
4125-05	CUP	2,000.00	3,500.00	4,000.00	4,000.00
4126-05	Temporary CUP	0.00	200.00	100.00	200.00
4145-05	Site Permit	1,500.00	100.00	500.00	500.00
4155-05	Design Review Comm	500.00	300.00	400.00	400.00
4160-05	Other Planning Fees	3,938.75	1,277.00	1,500.00	1,500.00
4165-05	Plan Check Fees	1,548.74	24,731.87	25,000.00	30,000.00
4219-05	Parking Permits	400.00	400.00	400.00	400.00
	<b>SUB TOTAL PLANNING</b>	<b>14,476.85</b>	<b>67,961.90</b>	<b>70,400.00</b>	<b>83,000.00</b>

REVENUE ACCOUNT #	Description	Actual Revenues FY 18-19	Actual Revenues FY 19-20 thru 4/30/20	Adopted City Revenues Amend #2 FY 19-20	Adopted City Revenues Amend #3 FY 19-20
<b>POLICE</b>					
4210-08	City Fines	3,811.75	3,137.24	3,000.00	3,500.00
4221-08	SC Parking Collections	10,418.00	8,270.00	10,000.00	15,000.00
4325-08	Motor Vehicle	189.32	314.18	500.00	500.00
4330-08	Prop 172 -911	373.83	258.67	400.00	400.00
4335-08	Post Reimbursement	2,644.40	1,087.66	2,500.00	2,500.00
4515-08	Dog Licensing	20.00	5.00	20.00	20.00
4524-08	Asset Forfeiture	240.22	20.00	250.00	100.00
4525-08	Unclaimed Property	0.00	260.00	100.00	100.00
4560-08	Special Police	220.00		300.00	400.00
	<b>SUB TOTAL POLICE</b>	<b>17,917.52</b>	<b>13,352.75</b>	<b>17,070.00</b>	<b>22,520.00</b>
<b>PUBLIC WORKS</b>					
10-4150-11	Building Development	0.00	2,206.50	2,500.00	2,500.00
10-4160-11	Engineering Fees	18,870.50	39,819.00	35,000.00	50,000.00
38-4302-11	Measure X/TAMC Sales Tax for Streets	29,540.37	24,014.59	30,000.00	30,000.00
31-4305-11	Gas Tax-2105	2,161.74	1,641.05	2,200.00	2,200.00
31-4305-11	Gas Tax-2106	5,744.46	4,290.68	5,800.00	5,800.00
31-4305-11	Gas Tax-2107	2,718.61	2,020.56	2,800.00	2,800.00
31-4305-11	Gas Tax-2107.5	1,000.00	1,000.00	1,000.00	1,000.00
31-4305-11	Gas Tax-2103	1,316.26	2,391.57	3,000.00	3,000.00
37-4306-11	SB1 - RMRA - Road Maintenance & Rehab	7,093.08	5,592.93	7,300.00	7,300.00
31-4307-11	Traffic Congestion Relief - Prop 42	444.32	446.32	500.00	500.00
35-4205-11	Ca Code Fines	1,020.10	584.50	1,100.00	1,100.00
	<b>SUB TOTAL PUBLIC WORKS</b>	<b>69,909.44</b>	<b>84,007.70</b>	<b>91,200.00</b>	<b>106,200.00</b>
<b>LEASES</b>					
4833-00	Cal-Am Lease Payment	850,000.00		850,000.00	850,000.00
	<b>SUB TOTAL LEASES</b>	<b>850,000.00</b>	<b>0.00</b>	<b>850,000.00</b>	<b>850,000.00</b>
<b>RECURRING GRANTS</b>					
4069-08	COPS Grant	148,746.54	122,614.30	156,000.00	156,000.00
4068-08	In-Car Computing Grant		12,190.00	12,200.00	12,200.00
4647-08	Bulletproof Vest Grant	1,591.23	530.41	1,000.00	1,000.00
4733-00	Recycling Grant	5,000.00	5,000.00	5,000.00	5,000.00
4836-08	CSA 74 EMS Grant	2,500.00	2,500.00	2,500.00	2,500.00
4729-00	MBASIA Safety Grant/Fitness	7,500.00	7,500.00	7,500.00	7,500.00
	<b>SUB TOTAL RECURRING GRANTS</b>	<b>165,337.77</b>	<b>150,334.71</b>	<b>184,200.00</b>	<b>184,200.00</b>
	<b>SUB TOTAL RECURRING REVENUES</b>	<b>7,835,863.10</b>	<b>4,647,178.41</b>	<b>7,424,075.00</b>	<b>7,371,825.00</b>

Adopted City FY 19-20 Amend #3  
Revenues

REVENUE ACCOUNT #	Description	Actual Revenues FY 18-19	Actual Revenues FY 19-20 thru 4/30/20	Adopted City Revenues Amend #2 FY 19-20	Adopted City Revenues Amend #3 FY 19-20
<b>SPECIAL REVENUES</b>					
4522-11	Street Sweeper Sale			0.00	0.00
4523-12	TAMC Right of Way Clean Up Reimburse				13,200.00
4530-00	Developer Agreement South of Tioga		146,424.43	150,000.00	200,000.00
	<b>SUB TOTAL SPECIAL REVENUES</b>	<b>0.00</b>	<b>146,424.43</b>	<b>150,000.00</b>	<b>213,200.00</b>
<b>GRANTS</b>					
4756-00	FEMA Grant				
4681-12	Calabrese Park CDBG Grant			60,000.00	60,000.00
4757-00	CalTrans Sustainable Grant			48,700.00	48,700.00
	<b>SUB TOTAL GRANTS</b>	<b>0.00</b>	<b>0.00</b>	<b>108,700.00</b>	<b>108,700.00</b>
	<b>SUB TOTAL SPECIAL PROJECTS/GRANTS</b>	<b>0.00</b>	<b>146,424.43</b>	<b>258,700.00</b>	<b>321,900.00</b>
	<b>GRAND TOTAL REVENUES</b>	<b>7,835,863.10</b>	<b>4,793,602.84</b>	<b>7,682,775.00</b>	<b>7,693,725.00</b>

ACCOUNT NUMBER	Description	Actual Expenses FY 18-19	Actual Expenses FY 19-20 thru 4/30/20	Adopted Expenses Amend #2 FY 19-20	Adopted Expenses Amend #3 FY 19-20
<b>NON DEPARTMENT</b>					
5000-00	Municipal Code	2,132.80	3,257.25	3,500.00	3,300.00
5001-00	Public Agency Memberships	24,939.81	30,186.24	33,000.00	33,000.00
5002-00	Voluntary Memberships	10,351.00	12,051.00	13,000.00	13,000.00
5005-00	Arts Committee	59.88	1,142.64	15,000.00	15,000.00
5006-00	COVID-19 Expense		1,520.95	15,000.00	15,000.00
5025-00	Dues and Subscriptions	1,437.00	180.00	200.00	200.00
5070-00	Health Benefits	620.70	590.79	800.00	800.00
5202-00	EAP Program	923.40	941.64	950.00	950.00
5425-00	IT Support	4,347.00	3,927.00	5,000.00	5,000.00
5910-00	Donations/Contributions	12,836.10	4,860.39	6,000.00	6,000.00
5920-00	Advertising	2,563.77		0.00	0.00
5930-00	Miscellaneous Expense	1,208.32	5,418.45	6,500.00	6,500.00
5935-00	Office Equipment Maint.	8,647.04	5,907.45	8,500.00	8,500.00
5940-00	Office Supplies	31,761.90	19,611.46	30,000.00	30,000.00
5945-00	Telephone	1,030.55	840.45	1,100.00	1,100.00
5950-00	Physical Exams/Vaccinations	120.00		0.00	0.00
5955-00	Public Official Bond	1,000.00	1,050.00	1,050.00	1,050.00
5960-00	Utilities	19,409.25	15,571.15	20,000.00	20,000.00
5970-00	Equipment Purchase	657.24	2,428.25	2,500.00	2,500.00
5980-00	Bank Charges	390.00	145.00	400.00	400.00
5998-00	Internet/Web	2,153.89	1,719.22	2,000.00	2,000.00
	<b>SUB TOTAL NON DEPARTMENT</b>	<b>126,589.65</b>	<b>111,349.33</b>	<b>164,500.00</b>	<b>164,300.00</b>
<b>CITY COUNCIL</b>					
5025-01	Dues/Subscriptions	947.00	150.00	500.00	500.00
5030-01	Mileage/Expense	2,400.00	2,000.00	2,500.00	2,500.00
5065-01	Dental	5,108.08	3,545.30	4,300.00	4,300.00
5066-01	Vision	917.68	665.60	800.00	800.00
5070-01	Health Benefits	58,030.50	52,755.00	63,300.00	63,300.00
5073-01	Pers Retirement EE	777.58	466.56	700.00	700.00
5075-01	Pers Retirement	1,306.25	839.66	1,200.00	1,200.00
5078-01	PERS Survivor Benefits	237.60		70.00	70.00
5079-01	Deferred Comp Contribution	2,800.00	4,000.00	4,800.00	4,800.00
5080-01	FICA/ Medicare	3,323.87	3,544.99	4,400.00	4,400.00
5085-01	SUI	345.46	293.10	400.00	400.00
5095-01	Training & Conferences	18,083.23	7,686.26	9,000.00	9,000.00
5110-01	Council Meetings	17,700.00	15,000.00	15,000.00	18,000.00
5120-01	Elections	805.87		0.00	0.00
5130-01	Contingency Funds	8,899.98		0.00	0.00
5131-01	Website Design		2,700.00	6,750.00	6,750.00
5137-01	GASB 68 - Unfunded Liability	4,325.78	2,367.27	2,400.00	2,400.00
5925-01	Liability	12,453.12	9,258.43	9,300.00	9,300.00
5945-01	Council Phones	3,985.16	2,967.60	4,000.00	4,000.00
5965-01	Workers Comp	17,422.85	1,151.16	1,200.00	1,200.00
5970-01	Council Equipment	6,133.99	2,556.27	2,600.00	2,600.00
5985-01	Exercise Program	1,080.00	900.00	1,100.00	1,100.00
	<b>SUB TOTAL CITY COUNCIL</b>	<b>167,084.00</b>	<b>112,847.20</b>	<b>134,320.00</b>	<b>137,320.00</b>

Adopted City FY 19-20 Amend #3  
Expenditures

ACCOUNT NUMBER	Description	Actual Expenses FY 18-19	Actual Expenses FY 19-20 thru 4/30/20	Adopted Expenses Amend #2 FY 19-20	Adopted Expenses Amend #3 FY 19-20
<b>ADMINISTRATION</b>					
5020-02	Contract Services - Personnel	46,625.00	538.13	350.00	600.00
5020-02	Contract Services - Misc.	3,100.00	11,600.00	12,000.00	12,000.00
5020-02	Contract Services - Admin Recruitment	17,253.04	8,144.73	8,200.00	8,200.00
5025-02	Dues/Subscriptions	774.00	2,076.00	2,100.00	2,100.00
5030-02	Mileage	2,250.00	3,300.00	3,500.00	3,900.00
5035-02	Granicus - Agenda Management Fee		3,300.00	3,300.00	3,300.00
5040-02	Salaries	314,555.84	284,572.16	350,600.00	338,800.00
5042-02	Cash Outs	21,232.00	10,985.73	44,000.00	44,000.00
5060-02	Long Term Disability	2,541.96	1,943.40	2,800.00	2,800.00
5065-02	Dental Insurance	2,108.00	2,054.08	2,700.00	2,700.00
5066-02	Vision Insurance	385.44	370.13	500.00	500.00
5067-02	Life Insurance	524.40	477.50	600.00	600.00
5070-02	Health Benefits	43,522.96	39,566.25	49,100.00	49,100.00
5072-02	Health Benefits - Admin Retirees	13,988.34	11,724.30	14,100.00	14,100.00
5073-02	Pers Retirement EE	15,422.68	11,871.63	15,000.00	15,000.00
5075-02	Pers Retirement	30,729.09	29,247.30	41,000.00	41,000.00
5078-02	PERS Survivor Benefits	283.25		110.00	110.00
5079-02	Deferred Comp Contributions	2,550.00	1,400.00	2,600.00	2,600.00
5080-02	FICA/Medicare	5,139.26	4,514.92	5,700.00	5,700.00
5085-02	CA SUI	617.32	595.00	700.00	700.00
5095-02	Training & Conferences	12,728.28	11,299.72	10,000.00	11,300.00
5130-02	Contingency Fund	5,212.50		0.00	0.00
5137-02	GASB 68 - Unfunded Liability	63,981.48	69,738.83	69,800.00	69,800.00
5210-02	Payroll Processing/Other	4,875.27	4,182.49	5,500.00	5,000.00
5220-02	Appraisals/Property		6,500.00	6,500.00	6,500.00
5425-02	IT Support	4,977.00	4,158.00	5,000.00	5,000.00
5925-02	Liability Insurance	7,471.86	9,834.83	9,850.00	9,850.00
5945-02	Admin Phones	3,730.12	2,809.17	3,500.00	3,500.00
5965-02	Workers Comp	21,430.10	26,860.33	26,900.00	26,900.00
5970-02	Equipment/ Furniture Purchase	5,181.62	3,682.32	3,700.00	3,700.00
5985-02	Exercise Program	1,350.00	1,230.00	1,800.00	1,800.00
	<b>SUB TOTAL ADMINISTRATION</b>	<b>654,540.81</b>	<b>568,576.95</b>	<b>701,510.00</b>	<b>691,160.00</b>
<b>FINANCE</b>					
5020-03	Contract - General	2,500.00		0.00	0.00
5020-03	Contractual/Bartel	12,500.00	2,500.00	23,500.00	23,500.00
5023-03	Sales Tax/Transaction Tax Admin Fees	42,659.93	21,473.75	45,000.00	45,000.00
5025-03	Dues/Subscriptions	554.00	95.00	100.00	100.00
5030-03	Mileage	1,800.00	1,500.00	1,800.00	1,600.00
5040-03	Salaries	186,759.69	160,611.70	192,800.00	178,200.00
5042-03	Cash Outs	13,007.11	10,985.75	44,000.00	44,000.00
5060-03	Long Term Disability	2,295.48	1,912.90	2,300.00	2,300.00
5065-03	Dental	886.91	664.80	800.00	800.00
5066-03	Vision	160.15	124.80	200.00	200.00
5067-03	Life Insurance	362.16	301.80	400.00	400.00
5070-03	Health Benefits	19,519.30	15,826.50	19,000.00	19,000.00

ACCOUNT NUMBER	Description	Actual Expenses FY 18-19	Actual Expenses FY 19-20 thru 4/30/20	Adopted Expenses Amend #2 FY 19-20	Adopted Expenses Amend #3 FY 19-20
5073-03	Pers Retirement EE	16,136.01	12,489.21	16,700.00	16,700.00
5075-03	Pers Retirement	27,106.50	22,477.41	30,000.00	30,000.00
5078-03	PERS Survivor Benefits	178.20		55.00	55.00
5079-03	Deferred Comp Contributions	1,800.00	1,400.00	1,800.00	1,800.00
5080-03	FICA/Medicare	2,941.16	2,516.96	3,000.00	3,000.00
5085-03	SUI	119.00	119.00	150.00	150.00
5095-03	Training/Conferences	1,893.26	2,270.92	2,200.00	2,300.00
5137-03	GASB 68 - Unfunded Liability	58,398.03	71,018.10	71,100.00	71,100.00
5405-03	Property Tax Fees	987.00	938.00	1,000.00	1,000.00
5410-03	Audit	43,650.00	49,500.00	49,500.00	49,500.00
5415-03	Management Services	3,244.25	7,548.25	10,000.00	10,000.00
5425-03	IT Support	7,693.20	3,896.40	5,000.00	5,000.00
5440-03	BL Prop. & Sales Tax Agreements (HDL)	18,093.12	15,182.78	20,000.00	20,000.00
5925-03	Liability Insurance	3,735.96	4,719.28	4,750.00	4,750.00
5965-03	Workers Comp	5,226.86	9,209.26	9,200.00	9,200.00
5970-03	Equipment/ Furniture Purchase	1,648.53	65.00	100.00	100.00
5985-03	Exercise	180.00	150.00	200.00	200.00
	<b>SUB TOTAL FINANCE</b>	<b>476,035.81</b>	<b>419,497.57</b>	<b>554,655.00</b>	<b>539,955.00</b>
<b>ATTORNEY</b>					
5072-04	Health Benefits - Retirees	3,200.37	3,568.02	4,300.00	4,300.00
5095-04	Conferences & Meetings	5,442.42	2,217.69	2,000.00	1,500.00
5137-04	GASB 68 - Unfunded Liability		2,367.27	2,400.00	2,400.00
5511-04	Attorney Contract	143,114.34	172,935.20	252,000.00	223,000.00
5520-04	Special Projects	185.00		0.00	0.00
5521-04	Outside Counsel	243.88		0.00	0.00
5522-04	Attorneys Costs	169.94	320.39	500.00	500.00
5540-04	Legal Contingencies	27,825.00	2,712.50	5,000.00	5,000.00
5545-04	Outside Counsel/HR		47,270.50	40,000.00	55,000.00
5000-04	Muni Code Update			0.00	0.00
	<b>SUB TOTAL ATTORNEY</b>	<b>180,180.95</b>	<b>231,391.57</b>	<b>306,200.00</b>	<b>291,700.00</b>
<b>PLANNING</b>					
5020-05	Contract Services - EMC Planning	32,196.80	7,985.76	30,000.00	30,000.00
5025-05	Dues/Subscriptions	1,483.00	507.00	500.00	500.00
5030-05	Mileage	450.00		200.00	0.00
5040-05	Salaries	189,658.70	88,720.50	106,500.00	106,500.00
5042-05	Cash Outs	13,880.90	3,813.86	3,850.00	3,850.00
5055-05	Overtime	3,013.56	1,554.77	3,200.00	2,000.00
5060-05	Long Term Disability	1,211.80	814.00	1,000.00	1,000.00
5065-05	Dental Insurance	867.16	443.20	600.00	600.00
5066-05	Vision Insurance	152.44	83.20	100.00	100.00
5067-05	Life Insurance	379.44	293.70	400.00	400.00
5070-05	Health Benefits	18,200.46	10,551.00	12,700.00	12,700.00

ACCOUNT NUMBER	Description	Actual Expenses FY 18-19	Actual Expenses FY 19-20 thru 4/30/20	Adopted Expenses Amend #2 FY 19-20	Adopted Expenses Amend #3 FY 19-20
5072-05	Health Benefits - Planning Retirees	9,200.33	7,889.22	8,800.00	8,800.00
5073-05	Pers Retirement EE	9,089.07	6,898.95	9,200.00	9,200.00
5075-05	PERS Retirement	16,656.84	12,416.31	16,600.00	16,600.00
5079-05	Deferred Comp Contributions	1,350.00	1,000.00	1,200.00	1,200.00
5080-05	FICA/Medicare	3,065.96	1,385.54	2,000.00	2,000.00
5085-05	SUI	130.94	119.00	150.00	150.00
5095-05	Training/Conferences	239.30	43.32	100.00	100.00
5137-05	GASB 68 - Unfunded Liability	40,189.68	40,243.59	40,300.00	40,300.00
5320-05	Plan Check/Building Fees	4,796.73	16,852.18	35,000.00	35,000.00
5370-05	Planning - Other	1,573.89	402.50	1,000.00	1,000.00
5423-05	IT Support	399.00	231.00	500.00	500.00
5425-05	Legal Advertising	4,095.73	4,042.78	6,000.00	6,000.00
5925-05	Liability Insurance	3,735.96	3,818.65	3,850.00	3,850.00
5945-05	Planning Phones	496.47	406.84	500.00	500.00
5965-05	Workers Comp	5,226.86	9,209.26	9,200.00	9,200.00
5970-05	Equipment		65.00	100.00	100.00
	<b>SUB TOTAL PLANNING</b>	<b>361,741.02</b>	<b>224,591.13</b>	<b>298,350.00</b>	<b>296,950.00</b>
<b>PUBLIC SAFETY</b>					
5020-08	Regional Crime Analyst - PRVNT	3,000.00		3,000.00	3,000.00
5020-08	Contract Services - Code Enforcement	9,360.00		0.00	0.00
5025-08	Dues and Subscriptions	1,043.00	1,553.00	1,700.00	1,700.00
5030-08	Mileage Allowance	100.75	137.89	300.00	300.00
5040-08	Salaries	1,286,708.35	1,107,958.64	1,326,700.00	1,359,500.00
5042-08	Cash Outs for Holiday & Overtime	216,981.71	176,099.64	220,000.00	266,000.00
5043-08	Holiday	7,027.24	2,213.80	10,000.00	10,000.00
5055-08	Overtime	7,057.31	5,380.68	10,000.00	10,000.00
5060-08	Long Term Disability	3,342.00	2,649.76	3,200.00	3,200.00
5065-08	Dental Insurance	18,664.27	14,873.02	18,100.00	18,100.00
5066-08	Vision Insurance	2,933.71	2,329.84	2,900.00	2,900.00
5067-08	Life Insurance	2,130.84	1,748.70	2,100.00	2,100.00
5070-08	Health Benefits	202,579.20	167,233.35	202,600.00	205,800.00
5072-08	Health Benefits - Police Retirees	40,423.18	34,931.52	42,900.00	42,900.00
5073-08	Pers Retirement EE	114,872.80	89,095.31	96,700.00	100,000.00
5075-08	Pers Retirement	245,267.71	205,865.61	318,200.00	325,000.00
5077-08	Pers Replacement Benefit Contribution	8,714.85	8,591.91	9,000.00	9,000.00
5078-08	PERS Survivor Benefits	1,335.00		420.00	420.00
5079-08	Deferred Comp Contributions	15,050.00	11,678.45	15,600.00	15,600.00
5080-08	FICA/Medicare	26,305.09	21,336.83	28,000.00	28,000.00
5085-08	SUI	1,887.27	1,647.74	2,000.00	2,000.00
5095-08	Training/Conferences	6,797.00	6,096.81	7,500.00	6,100.00
5096-08	Post Training			2,000.00	0.00
5137-08	GASB 68 - Unfunded Liability	123,542.00	123,476.50	123,500.00	123,500.00
5425-08	IT Support		42,531.00	39,000.00	45,000.00
5710-08	Animal Regulation/Vet Services	2,480.00	2,720.00	3,500.00	3,500.00



ACCOUNT NUMBER	Description	Actual Expenses FY 18-19	Actual Expenses FY 19-20 thru 4/30/20	Adopted Expenses Amend #2 FY 19-20	Adopted Expenses Amend #3 FY 19-20
5715-08	Auto Fuel	30,524.99	24,646.01	30,000.00	30,000.00
5720-08	Auto Maintenance & Repair	32,908.55	25,132.63	26,000.00	30,000.00
5721-08	Auto-Detailing	2,150.99	2,801.00	2,500.00	3,000.00
5725-08	AC,JIS/Ciets/County/T-Lines	44,906.84	17,431.66	27,000.00	27,000.00
5727-08	911 Center - Operations	38,461.00		45,600.00	45,600.00
5740-08	Employment Screening	6,563.00		0.00	0.00
5745-08	Equipment-Police	12,402.34	523.94	15,000.00	7,500.00
5746-08	Range Fees & Supplies	5,152.96	5,803.08	5,900.00	5,900.00
5747-08	SRU Annual Contribution	5,000.00	5,000.00	5,000.00	5,000.00
5760-08	Booking Fees	1,238.37		2,000.00	2,000.00
5765-08	Reserve Services	49,346.53	55,877.12	55,000.00	75,000.00
5770-08	Computer Equipment/Software	144.25	10,441.89	10,000.00	11,000.00
5785-08	Police Supplies	11,027.28	5,185.31	10,000.00	10,000.00
5794-08	Special Skills	1,200.00	1,000.00	1,200.00	1,200.00
5795-08	Uniform Allowance/Purchase/Replacem	15,215.48	8,800.39	13,000.00	13,000.00
5796-08	Education	44,726.19	42,824.66	52,400.00	55,800.00
5797-08	Arrest/Investigations/Live Scan	2,511.34	3,148.87	5,000.00	5,000.00
5798-08	Tracnet/County/In Car Maintenance	28,926.34	11,878.26	17,000.00	17,000.00
5884-08	Security - Locker Room	482.04	482.04	600.00	600.00
5908-08	Liability Claims	15,464.80	7,087.89	10,000.00	10,000.00
5925-08	Liability Insurance	32,378.20	65,313.31	65,350.00	65,350.00
5929-08	Locker Room Rental Payments	2,518.80	2,647.50	3,200.00	3,200.00
5930-08	Miscellaneous	3,637.47	5,500.00	5,500.00	5,500.00
5934-08	NGEN Maintenance	8,998.64	6,950.79	9,000.00	9,000.00
5935-08	NGEN Infrastructure	6,164.00		7,000.00	7,000.00
5945-08	Phones/Pagers	11,731.65	9,797.00	13,000.00	13,000.00
5965-08	Worker's Compensation	150,672.71	223,708.17	223,800.00	223,800.00
5985-08	Exercise Program	3,240.00	2,940.00	3,600.00	3,600.00
5998-08	PD Internet	3,221.90	3,657.72	3,500.00	4,500.00
6120-08	Disaster Supplies - EOC	611.64		1,000.00	1,000.00
6123-08	EOC Expenses - CSUMB	5,000.00		5,000.00	5,000.00
6618-08	Motorola Radio Lease - Principal		26,605.42	26,700.00	26,700.00
6619-08	Motorola Radio Lease - Interest		7,914.93	8,000.00	8,000.00
	<b>SUB TOTAL PUBLIC SAFETY</b>	<b>2,924,131.58</b>	<b>2,613,249.59</b>	<b>3,196,770.00</b>	<b>3,313,870.00</b>
<b>FIRE DEPARTMENT</b>					
5750-09	Fire Contract	288,880.00	298,990.00	299,000.00	299,000.00
	<b>SUB TOTAL FIRE DEPARTMENT</b>	<b>288,880.00</b>	<b>298,990.00</b>	<b>299,000.00</b>	<b>299,000.00</b>

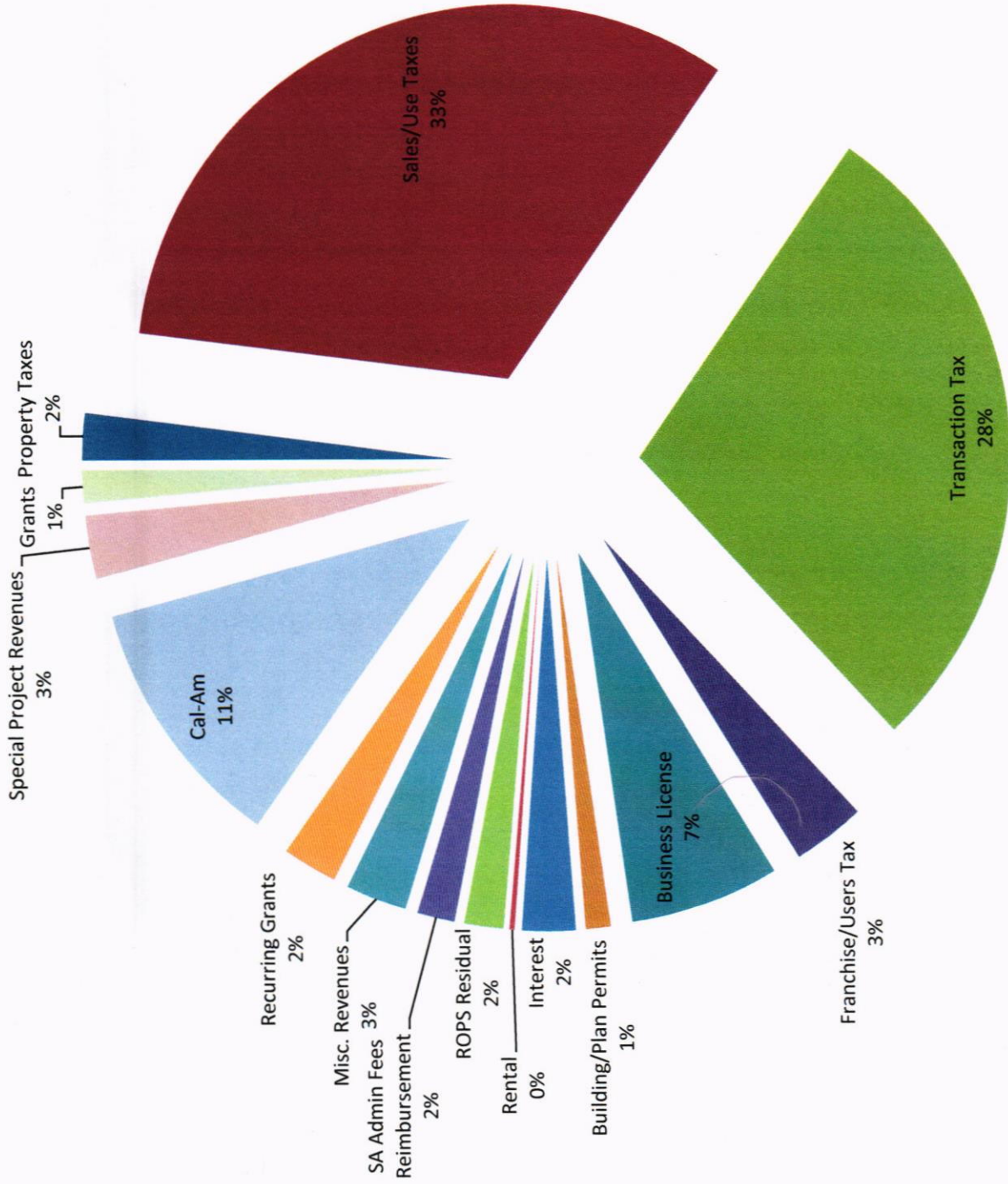
ACCOUNT NUMBER	Description	Actual Expenses FY 18-19	Actual Expenses FY 19-20 thru 4/30/20	Adopted Expenses Amend #2 FY 19-20	Adopted Expenses Amend #3 FY 19-20
<b>PUBLIC WORKS</b>					
5020-11	Contract Services -Polaris	2,060.00	507.50	13,000.00	13,000.00
5020-11	Harris - Storm Water	55,063.50	8,870.00	45,000.00	45,000.00
5020-11	Harris - Engineering		58,039.75	170,000.00	170,000.00
5025-11	Dues and Publications	342.00	570.00	600.00	600.00
5027-11	Permits & Licenses	3,871.50	2,847.00	4,000.00	4,000.00
5028-11	Pest Control	730.00	650.00	800.00	800.00
5040-11	Salaries	215,953.53	184,555.70	221,500.00	221,500.00
5042-11	Cash Outs	3,240.37		4,000.00	2,000.00
5055-11	Overtime	1,081.36	1,191.72	3,000.00	2,000.00
5060-11	Long Term Disability	1,780.68	1,483.90	1,800.00	1,800.00
5065-11	Dental Insurance	5,477.04	4,333.86	5,500.00	5,500.00
5066-11	Vision Insurance	838.68	672.05	900.00	900.00
5067-11	Life Insurance	486.00	405.00	500.00	500.00
5070-11	Health Benefits	56,875.40	45,369.30	57,000.00	57,000.00
5073-11	Pers Retirement EE	17,801.35	13,714.38	16,400.00	16,400.00
5075-11	Pers Retirement	27,901.52	23,084.62	32,400.00	32,400.00
5078-11	PERS Survivor Benefits	340.80		105.00	105.00
5079-11	Deferred Comp Contribution	2,400.00	2,050.00	2,400.00	2,400.00
5080-11	FICA/Medicare	3,769.61	3,225.69	4,000.00	4,000.00
5085-11	CA SUI	356.99	357.00	400.00	400.00
5095-11	Training/Conferences	524.92	511.03	1,000.00	1,000.00
5137-11	GASB 68 - Unfunded Liability	53,167.03	52,443.44	52,500.00	52,500.00
5423-11	Ilwoc	0.00	6,800.00	6,800.00	6,800.00
5425-11	IT Support	840.00	798.00	1,000.00	1,000.00
5720-11	Vehicle Maintenance - Backhoe/Sweeper	10,858.76	1,337.59	7,000.00	7,000.00
5795-11	PW Uniform Maintenance & Replacement	2,440.53	1,227.54	2,500.00	2,500.00
5820-11	Perc Drainage System- Maintenance	8,800.00	4,400.00	4,400.00	4,400.00
5820-11	Storm Water 3 Year Sediment Removal			0.00	0.00
5845-11	Hope Program	60,030.68	42,575.20	60,000.00	45,700.00
5855-11	Street Lighting	10,703.83	7,605.75	10,000.00	10,000.00
5860-11	Street Work/Sidewalk Maintenance	4,813.51	1,648.20	7,000.00	7,000.00
5861-11	Adopt A Highway	3,540.00	2,655.00	3,600.00	3,600.00
5865-11	Flags/Banners	6,730.22	907.80	6,500.00	6,500.00
5884-11	PW Trailer Security	1,019.40	796.97	1,300.00	1,300.00
5885-11	PW Supplies	3,473.13	4,472.58	5,000.00	5,000.00
5888-11	Equipment Rental	1,288.00	807.60	3,500.00	3,500.00
5889-11	Mtry 1 Water - Stormwater/Trash Amn	19,061.95	23,015.81	23,500.00	23,500.00
5898-11	Street Signs	3,994.92	1,111.84	3,500.00	3,500.00
5925-11	Liability Insurance	7,471.90	7,925.50	7,950.00	7,950.00
5935-11	PW Equipment Maintenance	792.93	95.28	1,500.00	1,500.00
5936-11	Storage/Engineer Files		1,603.69	2,000.00	2,000.00
5945-11	Phones/Pagers	4,147.32	2,544.03	3,500.00	3,500.00
5961-11	Refuse/Trash/Pick Up	7,090.14	4,994.92	8,000.00	8,000.00
5963-11	Irrigation/Landscaping	139.83	1,439.68	2,500.00	2,500.00

ACCOUNT NUMBER	Description	Actual Expenses FY 18-19	Actual Expenses FY 19-20 thru 4/30/20	Adopted Expenses Amend #2 FY 19-20	Adopted Expenses Amend #3 FY 19-20
5965-11	Worker's Comp	113,631.62	113,580.82	113,600.00	113,600.00
5970-11	Equipment Purchase	5,706.63	2,681.51	6,000.00	6,000.00
5985-11	Exercise	1,180.00	1,200.00	1,500.00	1,500.00
5998-11	Internet/Cable	1,051.30	1,118.28	1,100.00	1,300.00
6020-11	Street Sweeper Lease - Principal	16,165.31	40,503.08	40,500.00	40,500.00
6021-11	Street Sweeper Lease - Interest	2,100.85	3,366.07	3,400.00	3,400.00
	<b>SUB TOTAL PUBLIC WORKS</b>	<b>751,135.04</b>	<b>686,094.68</b>	<b>973,955.00</b>	<b>956,855.00</b>
	<b>PARKS</b>				
5020-12	Contract Services	2,700.00	11,629.04	3,500.00	11,700.00
5122-12	Beach Clean Up	561.08	303.23	500.00	300.00
5630-12	Parks Maintenance			1,500.00	1,500.00
5881-12	Parks Supplies	8,024.70	2,158.61	4,000.00	4,000.00
5935-12	Parks Equip. Maintenance		417.31	1,000.00	1,000.00
5970-12	Parks Equip. Purchase	264.25	126.64	3,000.00	3,000.00
	<b>SUB TOTAL PARKS</b>	<b>11,550.03</b>	<b>14,634.83</b>	<b>13,500.00</b>	<b>21,500.00</b>
	<b>GOVERNMENT BUILDINGS &amp; FACILITIES</b>				
5884-15	Security	1,938.52	1,983.79	2,200.00	2,200.00
5915-15	Fire/Bldg/Auto Insurance	17,259.00	18,442.62	18,500.00	18,500.00
5940-15	Government Building Supplies	99.15	1,306.71	2,000.00	2,000.00
6020-15	Maintenance & Repair	12,082.88	9,366.70	15,000.00	15,000.00
	<b>SUB TOTAL GOVERNMENT BUILDINGS</b>	<b>31,379.55</b>	<b>31,099.82</b>	<b>37,700.00</b>	<b>37,700.00</b>
	<b>COMMUNITY OUTREACH</b>				
5004-18	Art Committee Events (West End)	94,608.72	85,410.33	85,000.00	90,000.00
5873-18	Bike Trail Electric	3,299.20	2,627.96	3,500.00	3,500.00
5905-18	City Events	35,783.30	17,813.96	20,000.00	20,000.00
5920-18	Advertising -" Coop "-Newspaper	13,988.00	10,760.00	14,000.00	14,000.00
6020-18	Maint - Bike Trails/Community Garden	23,756.65	3,796.83	7,000.00	7,000.00
	<b>SUB TOTAL COMM. OUTREACH</b>	<b>171,435.87</b>	<b>120,409.08</b>	<b>129,500.00</b>	<b>134,500.00</b>
	<b>RECURRING GRANTS</b>				
5733-00	Recycling Grant	5,000.00	5,000.00	5,000.00	5,000.00
5736-08	Bulletproof Vest Grant	2,657.56	559.88	1,000.00	1,000.00
6362-00	CSA 74 EMS Grant	7,390.41	1,193.95	2,500.00	2,500.00
	<b>SUB TOTAL</b>	<b>15,047.97</b>	<b>6,753.83</b>	<b>8,500.00</b>	<b>8,500.00</b>
	<b>SUB TOTAL FOR RECURRING</b>	<b>6,159,732.28</b>	<b>5,439,485.58</b>	<b>6,818,460.00</b>	<b>6,893,310.00</b>

Adopted City FY 19-20 Amend #3  
Expenditures

ACCOUNT NUMBER	Description	Actual Expenses FY 18-19	Actual Expenses FY 19-20 thru 4/30/20	Adopted Expenses Amend #2 FY 19-20	Adopted Expenses Amend #3 FY 19-20
<b>SPECIAL PROJECTS</b>					
5020-12	TAMC Right of Way Tree Service				12,000.00
5020-05	EMC - Parking Study		10,296.29	18,500.00	18,500.00
New # - 18	Facade Program			30,000.00	0.00
New # - 18	Public Art Program			50,000.00	50,000.00
6420-00	Developer Agreement South of Tioga		190,244.67	150,000.00	200,000.00
	<b>SUB TOTAL SPECIAL PROJECTS</b>	<b>0.00</b>	<b>200,540.96</b>	<b>248,500.00</b>	<b>280,500.00</b>
<b>GRANTS</b>					
New # - 12	Calabrese Park CDBG Grant	6,778.00		60,000.00	60,000.00
5010-12	Prop 68 Calbrese Park	6,210.00		8,150.00	0.00
5010-20	West End/Contra Costa Prop 1 SW		800.00	20,000.00	20,000.00
5010-20	West End/Catalina IRWM		15,511.50	20,000.00	20,000.00
	CalTrans Sustainable Grant/Matching		3,449.32	6,300.00	6,300.00
	CalTrans Sustainable Grant		23,083.91	48,690.00	48,690.00
5732-00	FEMA Grant/Bay Street	10,986.00	300.00	125,000.00	125,000.00
	<b>SUBTOTAL GRANTS</b>	<b>23,974.00</b>	<b>43,144.73</b>	<b>288,140.00</b>	<b>279,990.00</b>
	<b>TOTAL SPECIAL PROJECTS/GRANTS</b>	<b>23,974.00</b>	<b>243,685.69</b>	<b>536,640.00</b>	<b>560,490.00</b>
	<b>GRAND TOTAL OPERATING EXPENSES</b>	<b>6,183,706.28</b>	<b>5,683,171.27</b>	<b>7,355,100.00</b>	<b>7,453,800.00</b>
<b>CAPITAL OUTLAY</b>					
5010-15	City Hall Electrical (moved to 20-21)			100,000.00	0.00
5010-20	Desal Wells CIP		18,102.50	20,000.00	20,000.00
5010-00	Firewall - City Hall		8,372.05	8,400.00	8,400.00
5010-08	Firewall - Police		8,372.05	8,400.00	8,400.00
	<b>SUBTOTAL CAPITAL OUTLAY</b>	<b>0.00</b>	<b>34,846.60</b>	<b>136,800.00</b>	<b>36,800.00</b>
	<b>GRAND TOTAL EXPENSES</b>	<b>6,183,706.28</b>	<b>5,718,017.87</b>	<b>7,491,900.00</b>	<b>7,490,600.00</b>

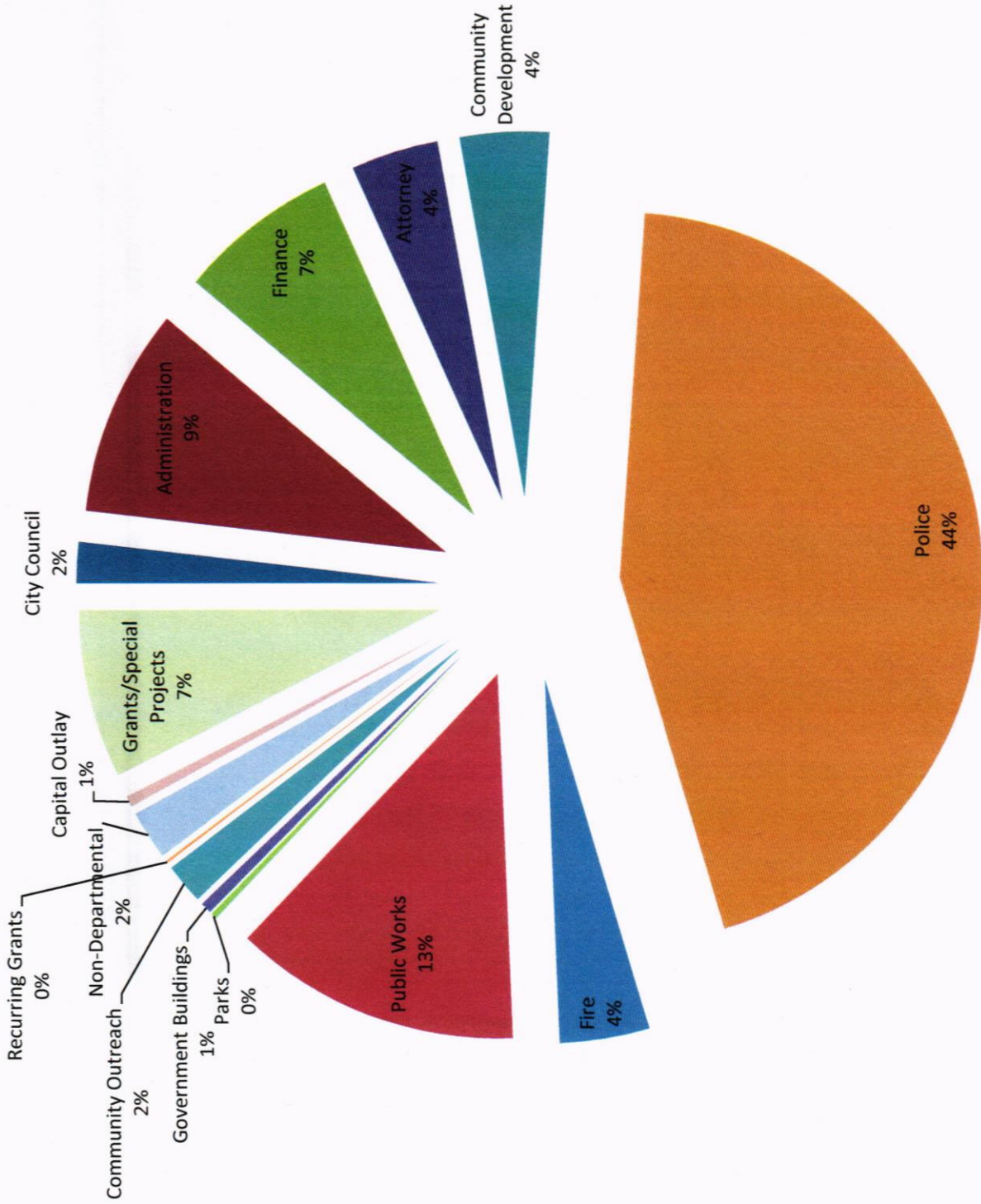
**FY 2019-2020 Adopted Revenues  
Amend #3**



## Budget Summary Revenues

Description	FY 18-19 Actual Revenues	FY 19-20 Actual Revenues thru 4/30/20	Adopted Amend #2 Budget FY 19-20	Adopted Amend #3 Budget FY 19-20
<b>RECURRING REVENUES</b>				
Property Taxes	152,252.09	141,348.10	154,300.00	154,300.00
Sales/Use Taxes	2,849,989.62	1,639,939.51	2,560,000.00	2,507,800.00
Transaction Tax	2,513,208.71	1,401,472.08	2,239,000.00	2,189,000.00
Franchise/Users Tax	243,054.26	188,366.40	246,500.00	245,400.00
Business License	487,302.20	498,822.56	497,700.00	500,700.00
Building/Plan Permits	14,476.85	67,961.90	70,400.00	83,000.00
Interest	161,785.75	140,424.40	164,100.00	178,100.00
Rental	17,109.36	14,257.80	17,200.00	17,200.00
ROPS Residual	132,529.56	131,809.12	132,000.00	132,000.00
SA Admin Fees Reimbursement	73,283.33	103,416.96	126,105.00	126,105.00
Misc. Revenues	175,533.60	169,024.87	182,570.00	204,020.00
Recurring Grants	165,337.77	150,334.71	184,200.00	184,200.00
Cal-Am	850,000.00	0.00	850,000.00	850,000.00
<b>Subtotal Recurring Revenues</b>	<b>7,835,863.10</b>	<b>4,647,178.41</b>	<b>7,424,075.00</b>	<b>7,371,825.00</b>
<b>OTHER FINANCING SOURCES</b>				
Special Project Revenues	0.00	146,424.43	150,000.00	213,200.00
Grants	0.00	0.00	108,700.00	108,700.00
<b>Subtotal Other Revenue</b>	<b>0.00</b>	<b>146,424.43</b>	<b>258,700.00</b>	<b>321,900.00</b>
<b>Total Revenue</b>	<b>7,835,863.10</b>	<b>4,793,602.84</b>	<b>7,682,775.00</b>	<b>7,693,725.00</b>

FY 2019-2020 Adopted Expenses  
Amend #3



## Budget Summary Expenditures

Description	FY 18-19 Actual Expenses	FY 19-20 Actual Expenses thru 4/30/20	Adopted Amend #2 Budget FY 19-20	Adopted Amend #3 Budget FY 19-20
<b>RECURRING EXPENSES</b>				
City Council	167,084.00	112,847.20	134,320.00	137,320.00
Administration	654,540.81	568,576.95	701,510.00	691,160.00
Finance	476,035.81	419,497.57	554,655.00	539,955.00
Attorney	180,180.95	231,391.57	306,200.00	291,700.00
Community Development	361,741.02	224,591.13	298,350.00	296,950.00
Police	2,924,131.58	2,613,249.59	3,196,770.00	3,313,870.00
Fire	288,880.00	298,990.00	299,000.00	299,000.00
Public Works	751,135.04	686,094.68	973,955.00	956,855.00
Parks	11,550.03	14,634.83	13,500.00	21,500.00
Government Buildings	31,379.55	31,099.82	37,700.00	37,700.00
Community Outreach	171,435.87	120,409.08	129,500.00	134,500.00
Recurring Grants	15,047.97	6,753.83	8,500.00	8,500.00
Non-Departmental	126,589.65	111,349.33	164,500.00	164,300.00
<b>SUBTOTAL FOR RECURRING EXPENSES</b>	<b>6,159,732.28</b>	<b>5,439,485.58</b>	<b>6,818,460.00</b>	<b>6,893,310.00</b>
<b>OTHER EXPENSES</b>				
Capital Outlay	0.00	34,846.60	136,800.00	36,800.00
Grants/Special Projects	23,974.00	243,685.69	536,640.00	560,490.00
<b>SUBTOTAL OTHER EXPENSES</b>	<b>23,974.00</b>	<b>278,532.29</b>	<b>673,440.00</b>	<b>597,290.00</b>
<b>TOTAL EXPENSES</b>	<b>6,183,706.28</b>	<b>5,718,017.87</b>	<b>7,491,900.00</b>	<b>7,490,600.00</b>



**CITY SUMMARY Adopted 19-20 Amendment #3**

Description	FY 18-19 Actuals	FY 19-20 Actuals thru 4/30/20	Adopted Amend #2 Budget FY 19-20	Adopted Amend #3 Budget FY 19-20
<b>Total City Revenues</b>	<b>7,835,863.10</b>	<b>4,793,602.84</b>	<b>7,682,775.00</b>	<b>7,693,725.00</b>
<b>Total City Expenditures</b>	<b>6,183,706.28</b>	<b>5,718,017.87</b>	<b>7,491,900.00</b>	<b>7,490,600.00</b>
<b>DIFFERENCE</b>	<b>1,652,156.82</b>	<b>-924,415.03</b>	<b>190,875.00</b>	<b>203,125.00</b>
Revenues for Recurring Operation	7,835,863.10	4,647,178.41	7,424,075.00	7,371,825.00
Expenditures for Recurring Oper	6,159,732.28	5,439,485.58	6,818,460.00	6,893,310.00
<b>SUB TOTAL</b>	<b>1,676,130.82</b>	<b>-792,307.17</b>	<b>605,615.00</b>	<b>478,515.00</b>
Special Project Revenues	0.00	146,424.43	258,700.00	321,900.00
Special Expenditures	23,974.00	278,532.29	673,440.00	597,290.00
<b>SUB TOTAL</b>	<b>-23,974.00</b>	<b>-132,107.86</b>	<b>-414,740.00</b>	<b>-275,390.00</b>